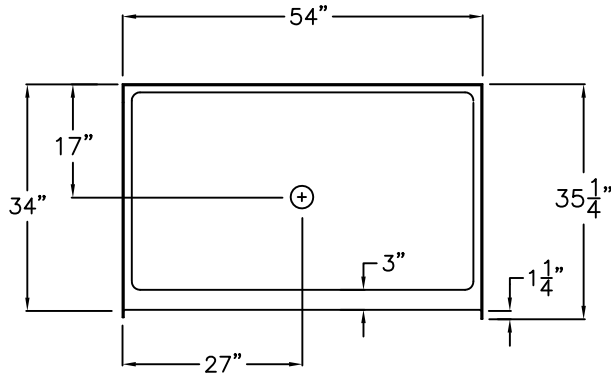


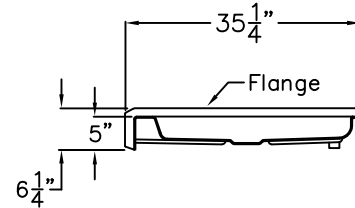
Comfort Series

SUBMITTAL DATA

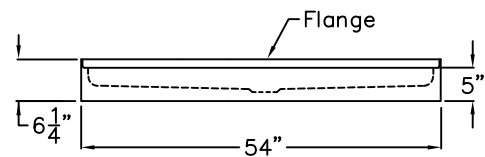
TOP VIEW



SIDE VIEW



FRONT VIEW



Shower Pan

This shower pan shall be Praxis Model G 5434 SH PAN center drain. Finished surface shall be of sanitary-grade applied acrylic. The unit shall have outside dimensions of 54" x 35 1/4" x 6 1/4". The unit shall meet IAPMO Z124-2011, and CSA B45.5-11.

The enclosure shall be equipped with the following factory installed accessories:

- 1) Center drain location,
- 2) Mounting flange,
- 3) 5.0" threshold.

DUE TO THE NATURE OF THE MATERIALS INVOLVED
UNIT DIMENSIONS MAY VARY ± 1/2 INCH

Job Name:

PRAXIS

Approved By Print Name:

Drawing#: G 5434 SH 5.0 PAN

Approved By Signature:

Date:

Date: 8-25-14

Revised: 11-16-16

Rep.:

Wholesaler:

Quote No.

PRAXIS INDUSTRIES, INC.
ROUTE 1, BOX 46D - SAVANNAH, TN 38372
1 (800) 443-7269 - FAX (901) 925-4290