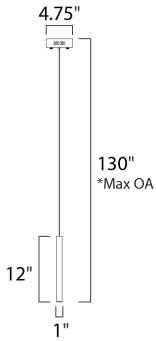




**PRODUCT DESCRIPTION**

Elongated metal tubes in a variety of finishes from Rose Gold to Polished Chrome suspend from pans to create impressive sculptural statements. Each tube encase a replaceable integrated LED module while many of the ceiling pans house additional LED spots to highlight the beautiful high gloss finishes as well as additional down light.



\*max overall height



**MEASUREMENTS**

- DIMENSION : 4.75" L x 1" W x 12" H
- MAX OAH : 130" OAH
- CANOPY : 4.75" W x 1.25" H x 4.75" L
- HANGING WEIGHT : 1.54 lb

**LAMPING**

- LUMENS : 70 Rated
- BULB : 1 x 1W LED PCB Integrated , 1W Total
- BULB INCLUDED : (Integrated)
- DIMMABLE : Triac CL
- CRI : 90+ CRI
- COLOR\_TEMP : 3000K

**FINISHES OPTION**

-  Polished Chrome
-  Rose Gold

**MATERIAL**

Stainless Steel

**RATINGS**

cETLus  
Dry Location



**ADDITIONAL**

ADJUSTABLE  
SLOPE: 120  
OPERATING TEMPERATURE:  
-20°C (-4°F), 40°C (104°F)

Always consult a qualified electrician before installing any lighting product.



**WESTERN DISTRIBUTION CENTER (HEADQUARTER)**  
253 NORTH VINELAND AVE | CITY OF INDUSTRY, CA 91746  
**EASTERN DISTRIBUTION CENTER**  
4200 SHIRLEY DR. | ATLANTA, GA 30336  
P. 626.956.4200 | F. 626.956.4225 | et2online.com