

5IN LED Edgelit Recessed Downlight

 Wet location listed **PROGRESS LED**


Description:

Slim, low profile recessed downlight combines innovative technology, aesthetics, functionality and affordability. No housing or J-Box required for installation and wet location listed provides the ultimate flexibility. The low profile downlight is ideal for many residential, multi-family, commercial and hospitality applications. Featuring a detachable driver box, which can be mounted remotely for shallow ceiling installations. Energy efficient design provides up to a 75% energy savings and up to 54,000 hours of LED life. Flicker free dimming down to 10% with many Forward Phase (Triac) and Electronic Low Voltage (ELV) dimmers.

Specifications:

- White (-028) (Painted)
- Die-cast aluminum construction
- White Polycarbonate lens
- Slim, low profile recessed downlight combines innovative technology, aesthetics, and functionality
- No housing or J-Box required for installation
- Featuring a detachable driver box, which can be mounted remotely for shallow ceiling installations
- IC rated and Air-Tight
- Flicker free dimming down to 10% with many Forward Phase (Triac) and Electronic Low Voltage (ELV) dimmers
- Energy efficient design provides up to a 75% energy savings and up to 54,000 hours of LED life
- Dimmable to 10% brightness (See Dimming Notes)
- ENERGY STAR® qualified
- Meets California Title 24 JA8-2016

Performance:

Number of Modules	1
Input Power	8.3w
Input Voltage	120 V
Input Frequency	60 Hz
Lumens/LPW	575/69.2 (LM-79)
CCT	3000 K
CRI	90 CRI
Life (hours)	54,000 (L70/TM-21)
EMI/RFI	FCC Title 47, Part 15 Class B
Min. Start Temp	-30 °C
Warranty	5 year warranty
Labels	cCSAus Wet location listed
	ENERGY STAR® qualified
	Meets California Title 24 JA8-2016

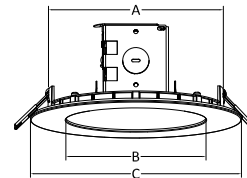
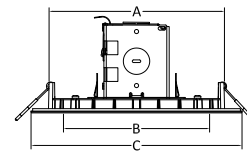
P800004-028-30

Images:



Dimensions:

- (A) Inside Diameter: 4"
 (D) Light Emitting Surface (LES): 2.75"
 (C) Outside Diameter: 5"
 Height: 3"



A: INSIDE DIAMETER
 B: LIGHT EMITTING SURFACE (LES) DIAMETER
 C: OUTSIDE DIAMETER

Photometrics:

P800004-028-30

ELECTRICAL DATA	P800004-028-30
Input Voltage	120 V
Input Frequency	60 Hz
Input Current	0.07 A
Input Power	8.3
Power Factor	0.99
THD	<20%
FCC	FCC Title 47, Part 15 Class B
Operating Temperature	-30 °C to 30°C
Dimming	Yes*

*See Dimming Notes for more information

P800004-028-30

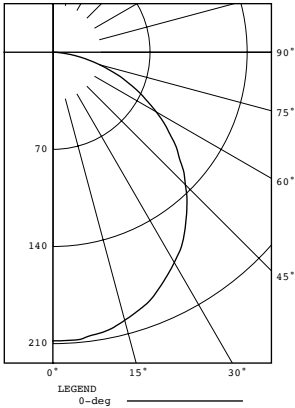
LED Light Engine: 3000 K 90 CRI
 System Wattage: 8.3
 Fixture delivered lumens: 575
 Fixture Efficacy: 69.2
 Spacing Criteria: 1.25

CANDELA DISTRIBUTION

DEG	CANDELA	LUMENS
0	208	
5	208	20
15	200	56
25	185	85
35	164	102
45	135	104
55	103	92
65	69	68
75	35	37
85	7	9
90	0	

ZONAL LUMEN SUMMARY

ZONE	LUMENS	%FIXT
0-30	162	28.1
0-40	264	45.9
0-60	460	80.1
0-90	575	100.0
90-180	0	0.0
0-180	575	100.0



LEGEND
0-deg

P800004-028-30**Dimming Notes:**

P800004 is designed to be compatible with many ELV and Triac/Forward Phase controls.

The following is a partial list of known compatible dimmer controls.

Dimming Controls

Lutron - NTEVL-300

Lutron - DVELV-300P

Lutron - MAELV-601

Lutron - DVCL-253P

Lutron - Caseta Wireless

Lutron - AYCL-153P

Leviton - 6672

Leviton - 6674

Leviton - AWSMT-EAW

Dimming capabilities will vary depending on the dimmer control, load, and circuit installation. Always refer to dimmer manufacturer instructions or a controls specialist for specific requirements.

Dimmer control brand names where identified above are trade names or registered trademarks of each respective company.