



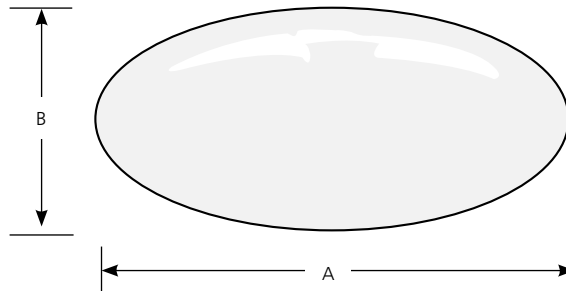
Compact Fluorescent

**6" Dome Shower Light
Single Lamp
IC & Non-IC**

Recessed

Type _____
-60
P8025

Catalog No.	Finish	Dimensions (Inches)	
	White Polycarbonate	A	B
P8025	-60	8-3/4	2-3/16



Lamp Wattage

Housing	IC	Non-IC
P62-FB	NA	26 or 32w 4-pin Triple-tube CF
P83-AT	13w 4-pin Triple-tube CF	13w 4-pin Triple-tube CF
P83-ICAT	13w 4-pin Quad/Triple-tube CF	13w 4-pin Quad/Triple-tube CF
P83-26ICAT	26w 4-pin Triple-tube CF	26w 4-pin Triple-tube CF
P88-ICAT	18w 4-pin Quad/Triple-tube CF	18w 4-pin Quad/Triple-tube CF
P183-EB	13w 4-pin Triple-tube CF	13w 4-pin Triple-tube CF
P83-26ICATDM	26w 4-pin Triple-tube CF	26w 4-pin Triple-tube CF
P183-26EB	26w 4-pin Triple-tube CF	26w 4-pin Triple-tube CF
P183-26DM	26w 4-pin Triple-tube CF	26w 4-pin Triple-tube CF

Specifications:

Flange

- None

Trim

- Trim-Lok action for trim retention forces trim to fit snugly against the ceiling
- Socket mounts to trim for optimum performance and consistent lamp position
- No light leaks around lens edge
- Full aluminum interior reflector

Lens

- Polycarbonate diffuser: 8-1/4" dia., 5-3/4" OD neck

Lamps

- Maximum overall length of lamp cannot exceed 5.3" (5-1/4")
- Available are: GE -F26TBX, or Progress 7808-01 (26w)

Labels

- UL-CUL wet location listed

Progress Lighting
701 Millennium Blvd.
Greenville, South Carolina
29607

www.progresslighting.com
Patent# 5,758,973

P83

P83 WITH 8025-60

Report No. 98044

No. Lamps: 1 Type Lamp: 13W QUAD CF - GE Total Lumens: 860

Fixture Efficiency: 25.6%

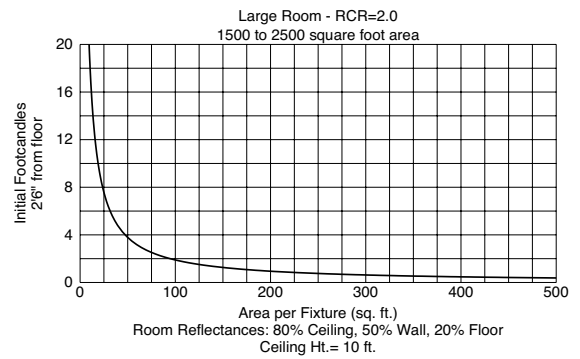
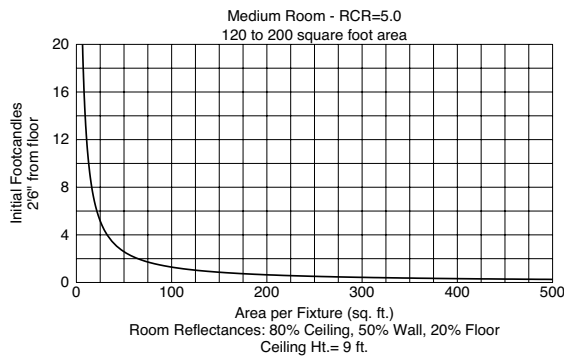
S/MH Ratio: 1.3

Single Fixture Data

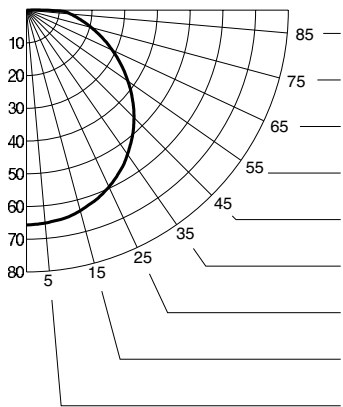
Ceiling Ht.(Ft.)	10% Values		Zero Degrees Ft.-C	50% Values	
	Beam Angle - 112			Beam Angle - 66	
	Ft.-C	Beam Dia.		Ft.-C	Beam Dia.
8	0.2	16	2.2	1.1	7
10	0.1	22	1.2	0.6	10
12	0.1	28	0.7	0.4	12
14	0.0	34	0.5	0.2	15
16	0.0	40	0.4	0.2	17

Ft.-C (Footcandles) are initial and measured 2'-6" from floor

Quick Calculator Charts



DISTRIBUTION CURVE



INTENSITY DATA

DEGREES	CANDELA
90	0
85	13
80	17
75	21
70	25
65	29
60	33
55	38
50	42
45	46
40	50
35	54
30	57
25	60
20	62
15	63
10	65
5	65
0	66

ZONAL CAVITY COEFFICIENTS OF UTILIZATION

Effective Floor Cavity Reflectance 0.20

RC	Effective Floor Cavity Reflectance 0.20																						
	80				70				50				30				10				0		
RW	70	50	30	10	70	50	30	10	50	30	10	50	30	10	50	30	10	50	30	10	0		
0	31	31	31	31	30	30	30	30	29	29	29	27	27	27	26	26	26	26	26	26	26		
1	27	26	25	23	27	25	24	23	24	23	22	23	22	22	22	21	21	21	21	21	20		
2	25	22	20	19	24	22	20	18	21	19	18	20	19	17	19	18	17	16	16	16	16		
3	22	19	17	15	22	19	17	15	18	16	15	17	16	14	17	15	14	14	14	14	14		
4	20	17	15	13	20	17	14	13	16	14	12	15	14	12	15	13	12	11	11	11	11		
5	19	15	13	11	18	15	13	11	14	12	11	14	12	11	13	12	10	10	10	10	10		
6	17	14	11	9	17	13	11	9	13	11	9	12	11	9	12	10	9	9	9	9	9		
7	16	12	10	8	16	12	10	8	12	10	8	11	9	8	11	9	8	8	8	8	8		
8	15	11	9	7	14	11	9	7	11	9	7	10	9	7	10	8	7	7	7	7	7		
9	14	10	8	7	14	10	8	7	10	8	7	10	8	6	9	8	6	6	6	6	6		
10	13	9	7	6	13	9	7	6	9	7	6	9	7	6	9	7	6	5	5	5	5		



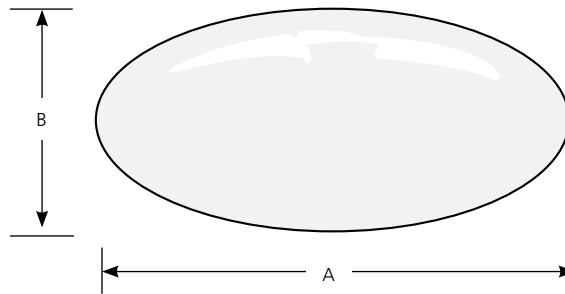
Incandescent

**6" Dome Shower Light
IC & Non-IC**

Recessed

Type _____
-60
P8025

Catalog No.	Finish	Dimensions (Inches)	
	White Polycarbonate	A	B
P8025	-60	8-3/4	2-3/16



Lamp Wattage

Housing	IC	Non-IC
P87-AT	40A19	75A19
P87-ATQC	40A19	75A19
P187-TG	40A19	75A19
P821-AT	60A19	60A19
P821-FB, P821-FBFC	N/A	40A19

Specifications:

Flange

- None

Trim

- Trim-Lok action for trim retention forces trim to fit snugly against the ceiling
- Socket mounts to trim for optimum performance and consistent lamp position
- No light leaks around lens edge
- Full aluminum interior reflector

Lens

- Polycarbonate diffuser: 8-1/4" dia., 5-3/4" OD neck

Labels

- UL-CUL wet location listed

Progress Lighting
701 Millennium Blvd.
Greenville, South Carolina
29607

www.progresslighting.com
Patent# 5,758,973

